




1



PAUL'S PREACHING JOURNEYS
Europe: Philippi & Thessalonica

A horizontal rectangular area divided into two sections. The top section is white and contains the black silhouettes of four men in traditional robes walking from left to right. The bottom section is light beige with a textured background, matching the area above. The text "PAUL'S PREACHING JOURNEYS" is written in bold, black, uppercase letters, and "Europe: Philippi & Thessalonica" is written in a smaller, black, sans-serif font below it.

2



3



4



5



6



7




8



Via Egnatia, Neapolis

9



10

Brief Historical Overview:

Persian Empire control in late 400s BC

300s BC, Philip II of Macedon established Philippi

Unification of Greek states

Alexander the Great & Hellenistic Empire

Romans conquered Macedon in 168 BC

Julius Caesar assassinated in 44 BC

Cassius & Brutus & their armies fled to Philippi

Antony & Octavian (Augustus) & their armies pursued

Battle of Philippi in 42 BC, Antony/Octavian were the victors

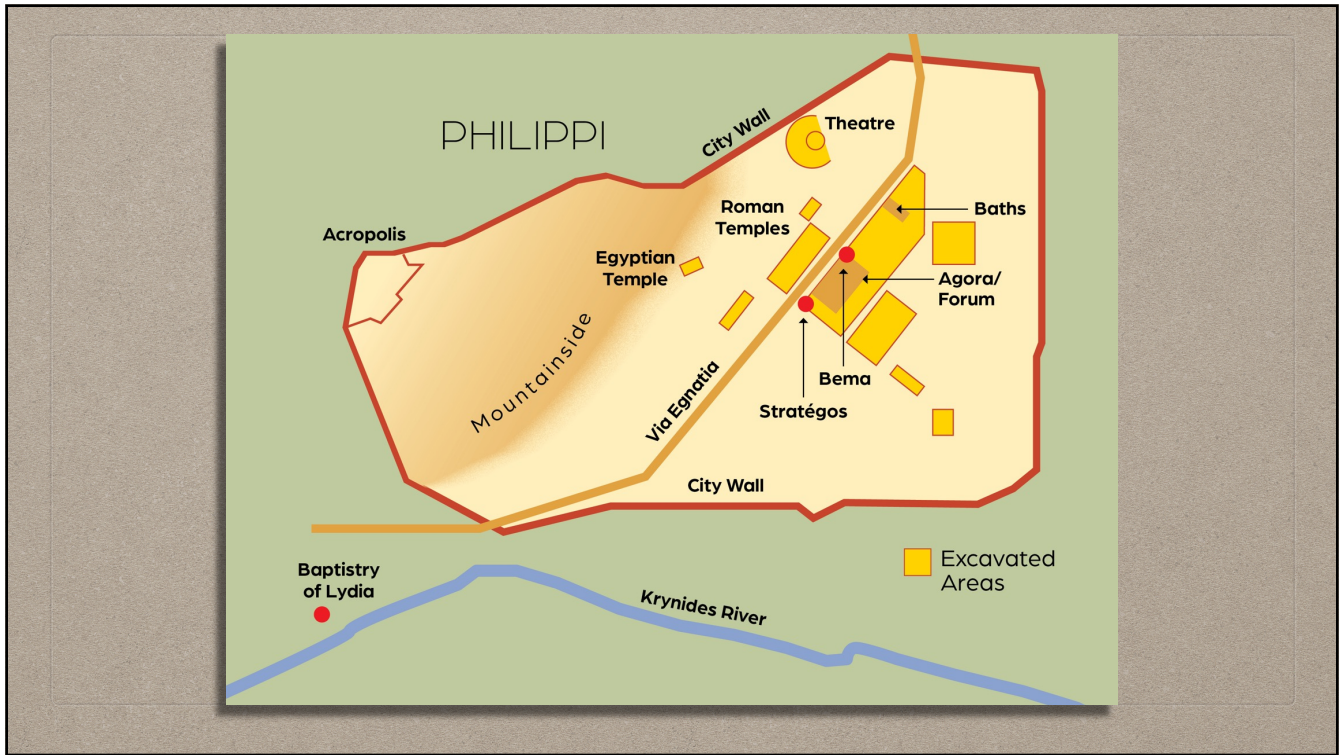
Philippi made a Roman colony for retired military

Paul & company arrived 49-51 AD


11

Philippi recreation


12



13



14



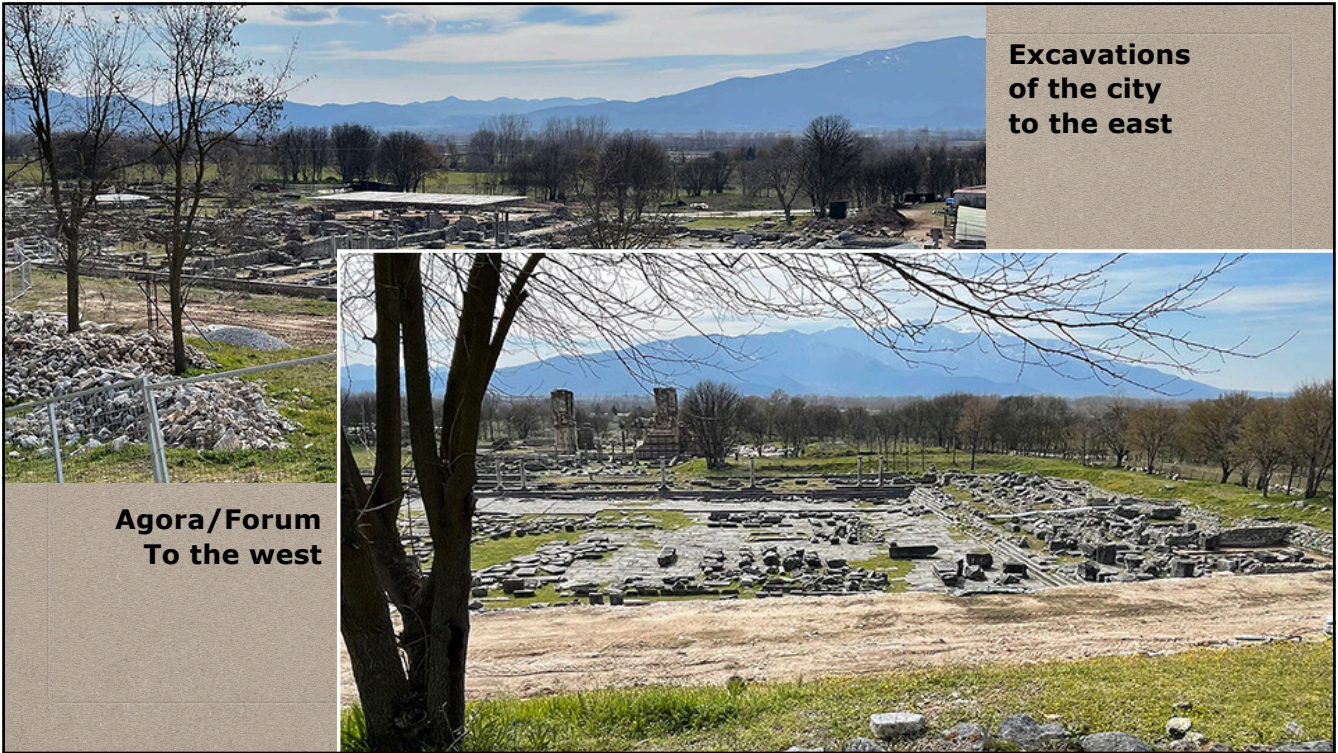
Theatre & Main Entrance

15



Theatre skené (back of the theatre)
& decorative relief panels


16



Excavations of the city to the east

Agora/Forum To the west

17



Mosaic floor

Corinthian capital

Public restrooms

18



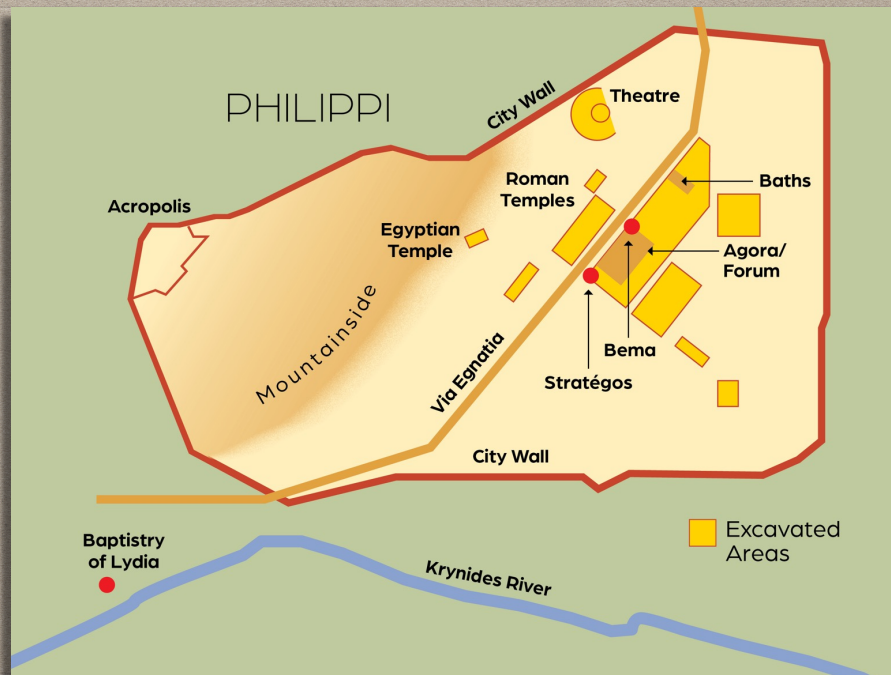
19



20



21



22



**Baptistry of Lydia (Traditional site)
Krynides River**



23



**Baptistry interior
in Byzantine style
with mosaics
& iconography**



24



25



26

Shield & spear symbol

Pediment

Similar example elsewhere

This slide illustrates architectural details of a classical temple. It features a stone relief of a pediment with a central shield and spear symbol, a 3D architectural drawing of a temple facade with a pediment, and a photograph of a similar stone relief on a pediment elsewhere.

27

Surface of the agora

Individual shops of the agora

This slide shows two photographs of an ancient agora. The left image shows the large, paved surface of the agora, and the right image shows the individual shops or stalls of the agora.


28

Bema of the agora



29

Artist concept of a bema



30



"Paul's Prison"
Actually a water cistern

31



Lion of Amphipolis
Memorial to Laomedon
on the Via Egnatia





32



Roman highway markers from Greece & Turkey

Roman mansiones (Way stations)



33




34



35



36




37



Agora of Thessaloniki

38



39